

First Time Log-in on a Mobile Device (Android)

Contents

Overview

1. Set-up Kronos Mobile Application
2. Enter Log-in Credentials

Overview

Overview To gain an understanding on how to set-up the Kronos Application on Android devices and login to uTIME for the first time. The following information are required.


- uTime Application server
- UTOR Id
- UTOR Id password

1. Set-up Kronos Mobile Application

1. Download the **Kronos Mobile Application** from the google plat store.



2. Click  to install the application.

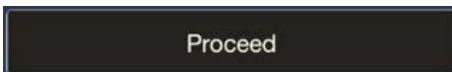


The Workforce Mobile™ application improves labor management productivity.

3. Enter <http://uoft.me/kronsmobile>

Server

4. Click



2. Enter Log-in Credentials

1. Enter **UTORid** on

User Name

2. Enter **UTORid password** on

Password

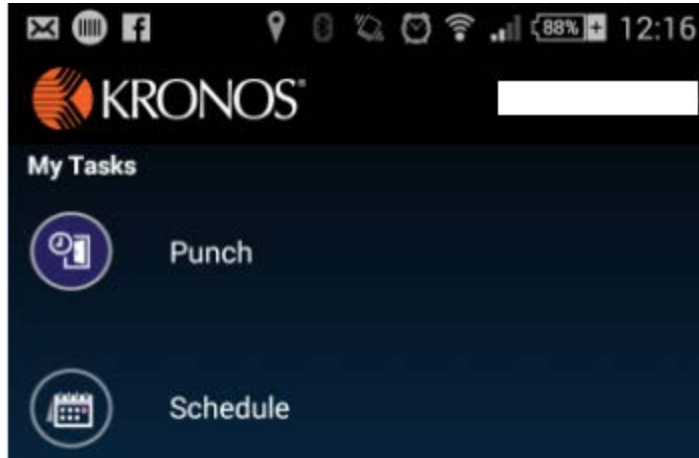
3. Click



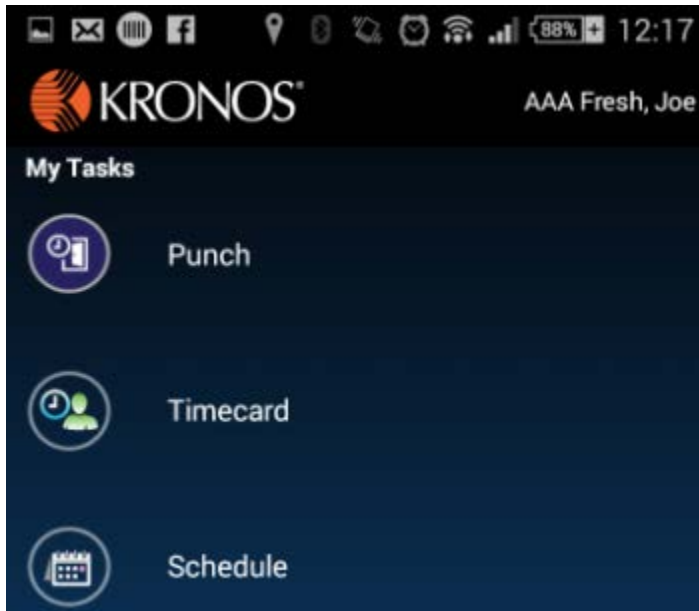


The home screen for different type of employee are as follows:

- **Timestamp employee**



- **Timestamp and hourly employee**



- **Duration employee**

